


SCHWARZE BULLE
KEEPS YOU RUNNING!

2025 Product Catalogue

www.schwarzebulle.com



SCHWARZE BULLE
KEEPS YOU RUNNING!

INDEX

	Page
Hitachi	04-14
Hyundai	15-17
JCB	18-20
John Deere	21-23
Kobelco	24-26
Komatsu	27-30
VOLVO SAMSUNG	31-34
SANY	35
Caterpillar	36-39



SCHWARZE BULLE
KEEPS YOU RUNNING!

CARRIER ASSEMBLY



SCHWARZE BULLE
KEEPS YOU RUNNING!

Hitachi



SB Part No.
SB-3.5.1

Description
PLANETARY CARRIER
HOUSING,
EXCAVATOR

OEM No.
1010475

Applicable Model
EX300, EX300-2




SB Part No.
SB-3.5.2

Description
PLANETARY CARRIER
HOUSING,
EXCAVATOR

OEM No.
1011450

Applicable Model
EX200, EX200K



SB Part No.
SB-3.5.3

Description
PLANETARY CARRIER
HOUSING,
EXCAVATOR

OEM No.
1013272

Applicable Model
EX400, EX400-3, EX400-3C, Ex400



SB Part No.
SB-3.5.4

Description
PLANETARY CARRIER
HOUSING,
EXCAVATOR

OEM No.
1027161

Applicable Model
ZX200, ZX225US



SCHWARZE BULLE
KEEPS YOU RUNNING!

Hitachi



SB Part No.
SB-3.5.5

Description
PLANETARY CARRIER
HOUSING,
EXCAVATOR

OEM No.
2022210

Applicable Model
EX100, Ex120



SB Part No.
SB-3.5.6

Description
PLANETARY CARRIER
HOUSING,
EXCAVATOR

OEM No.
2033936

Applicable Model
ZX110, ZX110-3, ZX110-3-AMS



SB Part No.
SB-3.5.7

Description
PLANETARY CARRIER
HOUSING,
EXCAVATOR

OEM No.
2042964

Applicable Model
ZX110, ZX110-3, ZX110-3-AMS



SB Part No.
SB-3.5.8

Description
PLANETARY CARRIER
ASSEMBLY,
EXCAVATOR

OEM No.
1022196

Applicable Model
218HSL, 270C LC JD, EX270-5



SCHWARZE BULLE
KEEPS YOU RUNNING!

Hitachi



SB Part No.
SB-3.5.9

Description
PLANETARY CARRIER
HOUSING,
EXCAVATOR

OEM No.
2031036

Applicable Model

EX60-2, EX60-3, EX60LCK-3




SB Part No.
SB-3.5.10

Description
PLANETARY CARRIER
HOUSING,
EXCAVATOR

OEM No.
2042964

Applicable Model

ZX110, ZX110-3, ZX110-3-AMS



SB Part No.
SB-3.5.11

Description
PLANETARY CARRIER
HUB HOUSING,
EXCAVATOR

OEM No.
1016275

Applicable Model

ex60-2 ex60-3



SB Part No.
SB-3.5.12

Description
PLANETARY CARRIER
HOUSING,
EXCAVATOR

OEM No.
1020328

Applicable Model

200LC EX200 EX200-3 EX200-5 EX200-5X EX210H-5



SCHWARZE BULLE
KEEPS YOU RUNNING!

Hitachi



SB Part No.
SB-3.5.13

Description
PLANETARY CARRIER
HOUSING,
EXCAVATOR

OEM No.
1020329

Applicable Model
EX200-5 EX210-5 EX200-3



SB Part No.
SB-3.5.14

Description
PLANETARY CARRIER
HOUSING,
EXCAVATOR

OEM No.
1022476

Applicable Model
EX300-5 Zx330



SB Part No.
SB-3.5.15

Description
PLANETARY CARRIER
HOUSING,
EXCAVATOR

OEM No.
1025826

Applicable Model
Zx200



SB Part No.
SB-3.5.16

Description
PLANETARY CARRIER
HOUSING,
EXCAVATOR

OEM No.
1025912

Applicable Model
ZX200, ZX225US



SCHWARZE BULLE
KEEPS YOU RUNNING!

Hitachi



SB Part No.
SB-3.5.17

Description
PLANETARY CARRIER
HOUSING,
EXCAVATOR

OEM No.
1026662

Applicable Model
ZAXIS 120



SB Part No.
SB-3.5.18

Description
PLANETARY CARRIER
HOUSING,
EXCAVATOR

OEM No.
1027076

Applicable Model
ZX110, ZX120, ZX130, ZX135



SB Part No.
SB-3.5.19

Description
PLANETARY CARRIER
HOUSING,
EXCAVATOR

OEM No.
1027160

Applicable Model
ZX110 ZX120 ZX130 ZX135



SB Part No.
SB-3.5.20

Description
PLANETARY CARRIER
HOUSING,
EXCAVATOR

OEM No.
1032485

Applicable Model
X200 ZX240-3



SCHWARZE BULLE
KEEPS YOU RUNNING!

Hitachi



SB Part No.
SB-3.5.21

Description
PLANETARY CARRIER
HOUSING,
EXCAVATOR

OEM No.
1032486

Applicable Model

X200 ZX240-3



SB Part No.
SB-3.5.22

Description
PLANETARY CARRIER
HOUSING,
EXCAVATOR

OEM No.
1032597

Applicable Model

ZX330-3



SB Part No.
SB-3.5.23

Description
PLANETARY CARRIER
HOUSING,
EXCAVATOR

OEM No.
1032598

Applicable Model

Zx330-3



SB Part No.
SB-3.5.24

Description
PLANETARY CARRIER
HOUSING,
EXCAVATOR

OEM No.
2021634

Applicable Model

ex120-1 ex100-1

Hitachi



SB Part No.
SB-3.5.25

Description
PLANETARY CARRIER
HOUSING,
EXCAVATOR

OEM No.
2022129

Applicable Model
ex120



SB Part No.
SB-3.5.26

Description
PLANETARY CARRIER
HOUSING,
EXCAVATOR

OEM No.
2023371

Applicable Model
Ex300



SB Part No.
SB-3.5.27

Description
PLANETARY CARRIER
HOUSING,
EXCAVATOR

OEM No.
2023962

Applicable Model
EX120-1 EX100-1



SB Part No.
SB-3.5.28

Description
PLANETARY CARRIER
HOUSING,
EXCAVATOR

OEM No.
2034835

Applicable Model
EX200-3 EX200-5



SCHWARZE BULLE
KEEPS YOU RUNNING!

Hitachi



SB Part No.
SB-3.5.29

Description
PLANETARY CARRIER
HOUSING,
EXCAVATOR

OEM No.
2034836

Applicable Model
EX200-3 EX200-5



SB Part No.
SB-3.5.30

Description
PLANETARY CARRIER
HOUSING,
EXCAVATOR

OEM No.
2042965

Applicable Model
ZX110, ZX110-3, ZX110-3-AMS



SB Part No.
SB-3.5.31

Description
PLANETARY CARRIER
HOUSING,
EXCAVATOR

OEM No.
2043774

Applicable Model
ZX110 ZX120 ZX130 Zx135



SB Part No.
SB-3.5.32

Description
PLANETARY CARRIER
HOUSING,
EXCAVATOR

OEM No.
4468032

Applicable Model
EG40R, EG70R, EG70R-3, ZX70, ZX70-HHE, ZX70B, ZX75UR, ZX75UR-3,
ZX75URT, ZX75US-A, ZX75UST



SCHWARZE BULLE
KEEPS YOU RUNNING!

Hitachi



SB Part No.
SB-3.5.33

Description
PLANETARY CARRIER
HOUSING,
EXCAVATOR

OEM No.
1014516

Applicable Model
EX120-5, EX130H-5




SB Part No.
SB-3.5.34

Description
PLANETARY CARRIER
HOUSING,
EXCAVATOR

OEM No.
1011219

Applicable Model
EX200, EX200K




SB Part No.
SB-3.5.35

Description
PLANETARY CARRIER
ASSEMBLY,
EXCAVATOR

OEM No.
2042432

Applicable Model
ZX200-3



SB Part No.
SB-3.5.36

Description
PLANETARY CARRIER
ASSEMBLY,
EXCAVATOR

OEM No.
2050691

Applicable Model
ZX200-3



SCHWARZE BULLE
KEEPS YOU RUNNING!

Hitachi



SB Part No.

SB-3.5.37

Description

PLANETARY CARRIER -
HUB HOUSING,
EXCAVATOR

OEM No.

9233692

Applicable Model

ZX200-3



SB Part No.

SB-3.5.38

Description

PLANETARY CARRIER -
HUB HOUSING,
EXCAVATOR

OEM No.

9244944

Applicable Model

ZX330-3



SB Part No.

SB-3.5.39

Description

PLANETARY CARRIER
ASSEMBLY,
EXCAVATOR

OEM No.

1032487-A

Applicable Model

ZX240-3



SB Part No.

SB-3.5.40

Description

PLANETARY CARRIER
ASSEMBLY,
EXCAVATOR

OEM No.

1025875

Applicable Model

ZX200-3



SCHWARZE BULLE
KEEPS YOU RUNNING!

Hitachi



SB Part No.
SB-3.5.41

Description
PLANETARY CARRIER
ASSEMBLY,
EXCAVATOR

OEM No.
1032599

Applicable Model
ZX330-3



SCHWARZE BULLE
KEEPS YOU RUNNING!

Hyundai



SB Part No.
SB-3.6.1

Description
PLANETARY CARRIER
HOUSING,
EXCAVATOR

OEM No.
XKAQ-00227

Applicable Model
R110-7 R110-7A




SB Part No.
SB-3.6.2

Description
PLANETARY CARRIER
HOUSING,
EXCAVATOR

OEM No.
39Q6-42190

Applicable Model
HW140, HX140L, R125LCR-9A



SB Part No.
SB-3.6.3

Description
PLANETARY CARRIER -
ASSEMBLY,
EXCAVATOR

OEM No.
39Q6-42260

Applicable Model
HX220L, HX220NL



SB Part No.
SB-3.6.4

Description
PLANETARY CARRIER
ASSEMBLY,
EXCAVATOR

OEM No.
XKAQ-00233

Applicable Model
HX140L, HX160L



SCHWARZE BULLE
KEEPS YOU RUNNING!

Hyundai



SB Part No.
SB-3.6.5

Description
PLANETARY CARRIER
ASSEMBLY,
EXCAVATOR

OEM No.
XKAQ-00271
XKAQ-00960

Applicable Model
R110-7,R110-7A
R140LC-7,R140W-7



SB Part No.
SB-3.6.6

Description
PLANETARY CARRIER
ASSEMBLY,
EXCAVATOR

OEM No.
XKAQ-00272

Applicable Model
R110-7,R110-7A
R140LC-7,R140W-7



SB Part No.
SB-3.6.7

Description
PLANETARY CARRIER
ASSEMBLY,
EXCAVATOR

OEM No.
XKAQ-00809

Applicable Model
HW140, HX140L,R125LCR-9A



SB Part No.
SB-3.6.8

Description
PLANETARY CARRIER
ASSEMBLY,
EXCAVATOR


OEM No.
XKAQ-00814

Applicable Model
HW140, HX140L,R125LCR-9A



SCHWARZE BULLE
KEEPS YOU RUNNING!

Hyundai



SB Part No.
SB-3.6.9

Description
PLANETARY CARRIER
ASSEMBLY,
EXCAVATOR

OEM No.
XKAY-01765

Applicable Model

R110-7, R110-7A, R140LC-7, R140LC-7A



SB Part No.
SB-3.6.10

Description
PLANETARY CARRIER
ASSEMBLY,
EXCAVATOR

OEM No.
XKAY-01774

Applicable Model

R110-7, R110-7A



SB Part No.
SB-3.6.11

Description
PLANETARY CARRIER
ASSEMBLY,
EXCAVATOR

OEM No.
XKAQ-00015

Applicable Model

R160-7 R180-7 R200-7 R210-7 R220-7



SCHWARZE BULLE
KEEPS YOU RUNNING!

JCB



SB Part No.
SB-3.7.1

Description
PLANETARY CARRIER
HOUSING,
EXCAVATOR

OEM No.
550-43628

Applicable Model

Js200



SB Part No.
SB-3.7.2

Description
PLANETARY CARRIER
HOUSING,
EXCAVATOR

OEM No.
550-43632

Applicable Model

Js200



SB Part No.
SB-3.7.3

Description
PLANETARY CARRIER
ASSEMBLY,
EXCAVATOR

OEM No.
115

Applicable Model

Js200



SB Part No.
SB-3.7.4

Description
PLANETARY CARRIER
ASSEMBLY,
EXCAVATOR

OEM No.
332-H3928


Applicable Model

JS160, JS180, JS190, JS200 ,JS210, Js220



SCHWARZE BULLE
KEEPS YOU RUNNING!

JCB




SB Part No.
SB-3.7.5

Description
PLANETARY CARRIER
ASSEMBLY,
EXCAVATOR

OEM No.
336-F1680

Applicable Model

Js200JS200 ,JS210, Js220




SB Part No.
SB-3.7.6

Description
PLANETARY CARRIER
ASSEMBLY,
EXCAVATOR

OEM No.
459-10165

Applicable Model

JS130/140/JS145



SB Part No.
SB-3.7.7

Description
PLANETARY CARRIER
ASSEMBLY,
EXCAVATOR

OEM No.
20-951219

Applicable Model

JS110, JS115, Js130, Js145



SB Part No.
SB-3.7.8

Description
PLANETARY CARRIER
HUB ASSEMBLY,
EXCAVATOR

OEM No.
332-H3904

Applicable Model

Js220, Js200



SCHWARZE BULLE
KEEPS YOU RUNNING!

JCB



SB Part No.

SB-3.7.9

Description

PLANETARY CARRIER
ASSEMBLY,
EXCAVATOR

OEM No.

05/903806

Applicable Model

Js200



SB Part No.

SB-3.7.10

Description

PLANETARY CARRIER
HUB ASSEMBLY,
EXCAVATOR

OEM No.

05/903801

Applicable Model

JCB200



SB Part No.

SB-3.7.11

Description

PLANETARY CARRIER
ASSEMBLY,
EXCAVATOR

OEM No.

05/903805

Applicable Model

Js200



SB Part No.

SB-3.7.12

Description

PLANETARY CARRIER
ASSEMBLY,
EXCAVATOR


OEM No.

332/H3928

Applicable Model

Js200

John Deere




SB Part No.
SB-3.3.1

Description
PLANETARY CARRIER
HOUSING,
EXCAVATOR

OEM No.
At131580

Applicable Model



SB Part No.
SB-3.3.2

Description
Carrier
Housing -
Excavator

OEM No.
At200356

Applicable Model

EX60-2, EX60-3, EX60WD-2, EX60LCK-3, EX75UR, 190, EX60LCT-3, EX60T-2, EX75UR-3,
EX75URLC-3, 190E



SB Part No.
SB-3.3.3

Description
Carrier
Housing -
Excavator

OEM No.
At213718

Applicable Model



SB Part No.
SB-3.3.4

Description
Carrier
Housing -
Excavator


OEM No.
Th108258

Applicable Model



SCHWARZE BULLE
KEEPS YOU RUNNING!

John Deere



SB Part No.
SB-3.3.5

Description
PLANETARY CARRIER
ASSEMBLY,
EXCAVATOR

OEM No.
1025826

Applicable Model
ZX200 ZX210 ZX180LC




SB Part No.
SB-3.3.6

Description
PLANETARY CARRIER
ASSEMBLY,
EXCAVATOR

OEM No.
1032486

Applicable Model
ZX200,ZX240-3,ZX240-3G,ZX240-5G,ZX240-LC



SB Part No.
SB-3.3.7

Description
PLANETARY CARRIER
ASSEMBLY,
EXCAVATOR

OEM No.
2042965

Applicable Model
ZX110, ZX110-3, ZX110-3-AMS



SB Part No.
SB-3.3.8

Description
PLANETARY CARRIER
ASSEMBLY,
EXCAVATOR

OEM No.
4468032

Applicable Model
EG40R, EG70R, EG70R-3, ZX70, ZX70-HHE, ZX70B, ZX75UR, ZX75UR-3, ZX75URT,
ZX75US-A, ZX75UST

John Deere



SB Part No.
SB-3.3.9

Description
PLANETARY CARRIER
ASSEMBLY,
EXCAVATOR

OEM No.
4468035

Applicable Model



SB Part No.
SB-3.3.6

Description
PLANETARY CARRIER
ASSEMBLY,
EXCAVATOR

OEM No.
Th111939

Applicable Model

ZX200,ZX240-3,ZX240-3G,ZX240-5G,ZX240-LC



SCHWARZE BULLE
KEEPS YOU RUNNING!

Kobelco



SB Part No.
SB-3.8.1

Description
PLANETARY CARRIER
ASSEMBLY,
EXCAVATOR

OEM No.
YN15V00037S003

Applicable Model
SK170-9,SK210-8,SK210-9



SB Part No.
SB-3.8.2

Description
PLANETARY CARRIER
HOUSING,
EXCAVATOR

OEM No.
YN15V00037S007

Applicable Model
SK170-9, SK210DLC-8, SK215SRLC, SK210-8, SK210LC-8, SK210-9,
200-8, SK210D-8



SB Part No.
SB-3.8.3

Description
PLANETARY CARRIER
HOUSING,
EXCAVATOR

OEM No.
YN15V00037S003

Applicable Model
SK170-9, SK210DLC-8, SK215SRLC, SK210-8, SK210LC-8, SK210-9, 200-8, SK210D-8



SB Part No.
SB-3.8.4

Description
PLANETARY CARRIER
HOUSING,
EXCAVATOR

OEM No.
YN15V00037S007

Applicable Model
SK170-9, SK210DLC-8, SK215SRLC, SK210-8, SK210LC-8, SK210-9, 200-8, SK210D-8



SCHWARZE BULLE
KEEPS YOU RUNNING!

Kobelco



SB Part No.
SB-3.8.5

Description
PLANETARY CARRIER
ASSEMBLY,
EXCAVATOR

OEM No.
YN32W01057F1

Applicable Model
SK200-8 SK210-8 E215B



SB Part No.
SB-3.8.6

Description
PLANETARY CARRIER
ASSEMBLY,
EXCAVATOR

OEM No.
YN32W01058P1

Applicable Model
SK200-8 ED195-8 SK170-8 SK210D-8 SK215SRLC E215B



SB Part No.
SB-3.8.7

Description
PLANETARY CARRIER
ASSEMBLY,
EXCAVATOR

OEM No.
YN32W01118F1

Applicable Model
SK210-8



SB Part No.
SB-3.8.8

Description
PLANETARY CARRIER
ASSEMBLY,
EXCAVATOR

OEM No.
YN32W01123F1

Applicable Model
SK210-8

Kobelco



SB Part No.
SB-3.8.9

Description
PLANETARY CARRIER
ASSEMBLY,
EXCAVATOR

OEM No.
YN32W01130P1

Applicable Model

SK200-8 ED195-8 SK170-8 SK210D-8 SK215SRLC



SCHWARZE BULLE
KEEPS YOU RUNNING!

Komatsu

**SB Part No.**

SB-3.9.1

Description

PLANETARY CARRIER
ASSEMBLY,
EXCAVATOR

OEM No.

20Y-26-22160

Applicable Model

PC200-6 PC220-6 6D102

**SB Part No.**

SB-3.9.2

Description

PLANETARY CARRIER
ASSEMBLY,
EXCAVATOR

OEM No.

20Y-26-22170

Applicable Model

PC200-6 PC220-6 6D102

**SB Part No.**

SB-3.9.3

Description

PLANETARY CARRIER
ASSEMBLY,
EXCAVATOR

OEM No.

20Y-27-22160

Applicable Model

PC200-7

**SB Part No.**

SB-3.9.4

Description

PLANETARY CARRIER
ASSEMBLY,
EXCAVATOR

OEM No.

22U-26-21572

Applicable Model

PC200-7 PC220-7 PC200-8



SCHWARZE BULLE
KEEPS YOU RUNNING!

Komatsu



SB Part No.
SB-3.9.5

Description
PLANETARY CARRIER
ASSEMBLY,
EXCAVATOR

OEM No.
22U-26-21580

Applicable Model

PC200-7 PC200-8 PC200LC-7 PC200LC-8 PC210-10 PC210LC-10 PC228US-8




SB Part No.
SB-3.9.6

Description
PLANETARY CARRIER
ASSEMBLY,
EXCAVATOR

OEM No.
201-26-71130

Applicable Model

pc60-7 pc



SB Part No.
SB-3.9.7

Description
Carrier
Housing -
Excavator

OEM No.
207-26-71570

Applicable Model

PC200-7



SB Part No.
SB-3.9.8

Description
PLANETARY CARRIER
ASSEMBLY,
EXCAVATOR

OEM No.
207-26-71581

Applicable Model

PC300-7



SCHWARZE BULLE
KEEPS YOU RUNNING!

Komatsu



SB Part No.
SB-3.9.9

Description
PLANETARY CARRIER
ASSEMBLY,
EXCAVATOR

OEM No.
207-27-71161

Applicable Model

PC270-7-W1, PC270-8, PC270-8, PC270LC_8_W1,
PC270LC_8N1_W1, PC300-7, PC300-8



SB Part No.
SB-3.9.10

Description
PLANETARY CARRIER
ASSEMBLY,
EXCAVATOR

OEM No.
207-27-71320

Applicable Model

PC270-7-W1, PC270-8, PC270-8, PC270LC_8_W1, PC270LC_8N1_W1,
PC300-7, PC300-8



SB Part No.
SB-3.9.11

Description
PLANETARY CARRIER
HOUSING,
EXCAVATOR

OEM No.
20Y-27-22170

Applicable Model

PC200-6 PC200-7



SB Part No.
SB-3.9.12

Description
PLANETARY CARRIER
HOUSING,
EXCAVATOR

OEM No.
207-26-71570

Applicable Model

PC360-7



SCHWARZE BULLE
KEEPS YOU RUNNING!

Komatsu




SB Part No.
SB-3.9.13

Description
PLANETARY CARRIER
HOUSING,
EXCAVATOR

OEM No.
20Y-27-22170

Applicable Model
PC200-6 PC200-7



SB Part No.
SB-3.9.14

Description
PLANETARY CARRIER
ASSEMBLY,
EXCAVATOR

OEM No.
201-26-71121

Applicable Model
PC270-7-W1, PC270-8, PC270-8, PC270LC_8_W1, PC270LC_8N1_W1,
PC300-7, PC300-8



SCHWARZE BULLE
KEEPS YOU RUNNING!

VOLVO SAMSUNG



SB Part No.
SB-3.10.1

Description
PLANETARY CARRIER
HOUSING,
EXCAVATOR

OEM No.
VOE 14528728

Applicable Model
EC210B



SB Part No.
SB-3.10.2

Description
PLANETARY CARRIER
HOUSING,
EXCAVATOR

OEM No.
SA 7117-30280

Applicable Model
EC210,EC140B



SB Part No.
SB-3.10.3

Description
PLANETARY CARRIER
ASSEMBLY,
EXCAVATOR

OEM No.
SA 7117-30200

Applicable Model
EC140, EC160B, EC180B, EC210B



SB Part No.
SB-3.10.4

Description
PLANETARY CARRIER
ASSEMBLY,
EXCAVATOR


OEM No.
SA 7117-30270

Applicable Model
EC210C L,EC210C



SCHWARZE BULLE
KEEPS YOU RUNNING!

VOLVO SAMSUNG



SB Part No.
SB-3.10.5

Description
PLANETARY CARRIER
ASSEMBLY,
EXCAVATOR

OEM No.
SA 7118-30200

Applicable Model
EC210C L, EC210C



SB Part No.
SB-3.10.6

Description
PLANETARY CARRIER
ASSEMBLY,
EXCAVATOR

OEM No.
SA 7118-30400

Applicable Model
EC210, EC210B



SB Part No.
SB-3.10.7

Description
PLANETARY CARRIER
ASSEMBLY,
EXCAVATOR

OEM No.
VOE 14528723

Applicable Model
EC140 EC160B EC180B EC210B



SB Part No.
SB-3.10.8

Description
PLANETARY CARRIER
ASSEMBLY,
EXCAVATOR


OEM No.
VOE 14528727

Applicable Model
EC140B, EC140C, EC140D, EC140E, EC160B, EC160C, EC160D,
EC160E, EC170D, EC180B



SCHWARZE BULLE
KEEPS YOU RUNNING!

VOLVO SAMSUNG



SB Part No.
SB-3.10.9

Description
PLANETARY CARRIER
ASSEMBLY,
EXCAVATOR

OEM No.
VOE14528725

Applicable Model
EC200B EC210B EC220D EC460B EC480D




SB Part No.
SB-3.10.10

Description
PLANETARY CARRIER
ASSEMBLY,
EXCAVATOR

OEM No.
VOE14505738

Applicable Model
Ec240



SB Part No.
SB-3.10.11

Description
PLANETARY CARRIER
ASSEMBLY,
EXCAVATOR

OEM No.
VOE14566418

Applicable Model
EC290B



SB Part No.
SB-3.10.12

Description
PLANETARY CARRIER
ASSEMBLY,
EXCAVATOR

OEM No.
VOE 14528727

Applicable Model
VOE14528727

VOLVO SAMSUNG




SB Part No.
SB-3.10.13

Description
PLANETARY CARRIER
ASSEMBLY,
EXCAVATOR

OEM No.
14505737

Applicable Model
Ec240



SB Part No.
SB-3.10.14

Description
PLANETARY CARRIER
ASSEMBLY,
EXCAVATOR

OEM No.
VOE14570931

Applicable Model
EC290B



SCHWARZE BULLE
KEEPS YOU RUNNING!

SANY



SB Part No.
SB-3.11.1

Description
PLANETARY CARRIER
ASSEMBLY,
EXCAVATOR

OEM No.
60038624

Applicable Model
EC210B



SCHWARZE BULLE
KEEPS YOU RUNNING!

Caterpillar



SB Part No.
SB-3.12.1

Description
PLANETARY CARRIER
ASSEMBLY,
EXCAVATOR

OEM No.
7Y-1433

Applicable Model
CAT320



SB Part No.
SB-3.12.3

Description
Carrier Housing -
Excavator

OEM No.
7Y-1432

Applicable Model
CAT320



SB Part No.
SB-3.12.4

Description
Carrier Housing
-Excavator

OEM No.
191-2686

Applicable Model
VCAOE14528727T325D

Caterpillar




SB Part No.
SB-3.12.10

Description
PLANETARY CARRIER
ASSEMBLY,
EXCAVATOR

OEM No.
099-6552

Applicable Model
CAT E70B-7



SB Part No.
SB-3.12.11

Description
PLANETARY CARRIER
ASSEMBLY,
EXCAVATOR

OEM No.
108-9188

Applicable Model
CAT E120B, E312B, E312V2

Caterpillar



SB Part No.
SB-3.12.13

Description
PLANETARY CARRIER
ASSEMBLY,
EXCAVATOR

OEM No.
191-2599

Applicable Model
CAT E311C, E312C



SB Part No.
SB-3.12.15

Description
PLANETARY CARRIER
ASSEMBLY,
EXCAVATOR

OEM No.
099-3793

Applicable Model
E320B CAT320



SB Part No.
SB-3.12.16

Description
PLANETARY CARRIER
ASSEMBLY,
EXCAVATOR

OEM No.
191-2578

Applicable Model
V CAOE14528727T E320D, E320C

Caterpillar




SB Part No.
SB-3.12.17

Description
PLANETARY CARRIER
ASSEMBLY,
EXCAVATOR

OEM No.
333-3053

Applicable Model
E320D2 Cat



SB Part No.
SB-3.12.18

Description
PLANETARY CARRIER
ASSEMBLY,
EXCAVATOR

OEM No.
191-2579, 7i-7728

Applicable Model
E325C, E324D, E329D



SB Part No.
SB-3.12.19

Description
PLANETARY CARRIER
ASSEMBLY,
EXCAVATOR

OEM No.
191_2579_7i_7728

Applicable Model
e325c_e324d_e329d